

Special Certificate: Legal Performance Examination Prep Workshop

Presented by the LIMS Planning Committee



Welcome!

This is a first of its kind event sponsored by the Legal Interpreter Member Section of RID.

Legal Interpreters Member Section Planning Committee

Stephanie Clark

Carla Mathers

Pasch McCombs

Lisa Perry-Burckhardt

Anna Witter-Merithew

Thanks to our sponsors!!

Local, State, & National

- CA. Administrative Office of the Courts
- Deaf-Hearing Communication Centre (DHCC)
- National Consortium of Interpreter Education Centers Legal Interpreting Workgroup
- MARIE Center of NCIEC at UNC DO IT Center
- Purple Communications Inc.
- Sorenson VRS
- Viable



Goals of this event...

Overarching...

- Increase the number of qualified legal interpreters achieving the RID SC:L certification
- Provide support and feedback to individual practitioners committed to taking the RID SC:L certification examination

And also...

- Provide opportunities for Deaf-Hearing teams to work within a legal setting
- Engage with one another in meaningful dialogue about the demands and range of controls associated with the work of legal interpreters

2-Day Event Format

Friday

- Welcome
- Recognition of sponsors
- Goals
- Logistics and housekeeping
- Overview of the SC:L performance examination
- Preparation activities for Saturday

Saturday

- Mock trial—2 occurring simultaneously
- Participating interpreters rotate
 - Mentor observation
- Audience engages in formal observation
 - Feedback sessions
- Resources for continued skill development
- Event evaluation

Who are we?

Interpreter Mentors

- Stephanie Clark
- Tracy Clark
- Margaret Cobb
- Gino Gouby
- Jill Hartman
- Rachel Naiman
- Mark Morrison
- Lisa Perry-Burckhardt

Audience Facilitators

- Cheryl Pfeiffer
- Lynda Remmel
- Linda Ross
- Kellie Stewart
- Stacey Storme
- Anna Witter-Merithew

Who are we?

Actors

- Mike Canfield
- Judge Chen
- Emily Claveau
- Donna Ellis
- Judy Kegl
- Marsha Miceli
- Brian Morrison
- Cren Quigley
- Judge Sanchez
- Bob Shilling
- Alberto Sifuentes
- Pam Whitney



Who are we?

Deaf Interpreter-Participants

- Michelle Herbold
- Tamara Fuerst
- Dawn Watts

Who are we?

Hearing Interpreter-Participants

- Katherine Block
- Joseph Cartwright
- Nicole Cordeau
- Krista Dillman
- Trudy Gilbert
- Melanie Girshick
- Joy Harris
- Denise Kahler
- Kathleen Lanker
- Sandra Maloney
- Gail Masek
- Joseph McCleary
- Roy McCroy
- Holly Nelson
- Randolph Nicolaz
- Caterina Phillips
- Jean Plant
- Leatrice Smith
- Deborah Stone
- Nancy Sullivan
- Audrey Weber
- Holly Wilson
- Frances Whiteside

Who are we?

AUDIENCE



growth



Housekeeping

- No food or drinks in the rooms
- Please turn off cell phones and pagers
- Put things back in place upon leaving
- Keep side talk to a minimum
- Saturday location is at the CJC
 - Security has a list of names
 - Go into the courtroom you are scheduled into on the master list handed out at registration



Logistics

- Registration Desk
 - Iris Boshes & Committee
- **No partial CEUs**
- CEU sign in sheet
 - **Sign at the end of each day**



OVERVIEW OF THE SC:L PERFORMANCE EXAMINATION



Presentation Goals

- Describe the elements of the SC:L examination process
- Review rating criteria
- Provide mediated examples of elements
- Observe sample interpretations of exam elements



Test Elements-4 Parts

- Miranda Warning; be prepared to interpret several renditions—
NOTE: This is not addressed as part of this training
- A courtroom scene which will include, but may not be limited to, the testimony of a Deaf witness, motions, objections, and a bench conference;
- Qualifying of both a Deaf and a hearing interpreter in which the candidate:
 - a) interprets for a Deaf interpreter and,
 - b) is him/herself qualified by a judge;
- Jury instructions for a criminal trial.



Performance Expectation

- Interpretation is expected in the following scenarios:
 - Miranda Warning;
 - Courtroom scene;
 - Qualifying the interpreter.
- Transliteration is accepted only in the jury instruction scenario.
- Due to the complexity of legal language, the degree of sophistication and consistency in usage with both English and ASL are assessed.



Qualifying the Interpreter

- Sample qualifying questions provided in written form in warm-up room.
- During the test, respond in spoken English to a series of questions asked by a judge.
- The candidate is permitted to prepare personal notes (limited to one page) on his/her own qualifications (educational and professional) PRIOR to the test date and to bring these notes for use during the test.
- **During this portion of the test, you must stop the tape once a question is asked and restart the tape after you have completed your response.**



Rating Criteria

- Appearance/Attire
- Register
- Fluency
- Conciseness
- Confidence
- Mannerisms
- Recovery/Repair




Mediated Sample

First clip—Judge asking qualifying questions to a hearing interpreter

Second clip—Interpreter responding to qualifying questions

Jackie Lightfoot, SC:L
Atlanta, GA



Qualifying the Deaf Interpreter

- View the Deaf interpreter during the warm-up period.
- During the test, interpret a judge's questions to the Deaf interpreter as well as the Deaf interpreter's responses to the judge
- Do not stop the tape during the test process



Rating Criteria

- English Production
- Affect
- Fluency
- Phrasing
- Mannerisms
- Recovery/Repair
- Register
- Integrity of Message



Mediated Sample

Clip—Judge asking questions to a
CDI

Gino Gouby, CDI
Washington, DC



Courtroom Scene

- Simulates a criminal trial
- Warm-up room--provided with a copy of the case file and see the actors, but not a practice scenario
- The file will not be allowed in the testing room.
- Cannot stop the tape in the testing room.



Rating Criteria

Part I

- Syntax
- Nonmanual Markers
- Affect
- Fluency
- Phrasing
- Recovery/Repair
- Legal Terminology
- Bench Conference
- Legal Arguments Between Attorneys and the Court
- Register
- Integrity of Message

Part II

- English Production
- Affect
- Fluency
- Phrasing
- Mannerisms
- Recovery/Repair
- Objections
- Register
- Integrity of Message



Mediated Sample

First clip— Deaf witness giving testimony in a criminal matter

Second clip—Same scenario with hearing interpreter interpreting the interaction.

Jackie Lightfoot, SC:L

Atlanta, GA



Jury Instructions

- During warm-up, the candidate will be provided with a paper copy of the actual set of jury instructions which will be presented by a judge on the test materials.
- The warm-up tape is of a judge's bench decision on another case and is not of jury instructions.
- During the actual test, interpret jury instructions for a case different from the case discussed on the warm-up tape.
- The candidate is not allowed to bring the jury instructions into the testing room.
- ***Do not stop the tape during the test.***



Rating Criteria

- Syntax
- Phrasing
- Fluency
- Mannerisms
- Recovery/Repair
- Legal Terminology
- Register
- Integrity of Message



Mediated Sample

First clip—Judge reading the jury instructions

Second clip—Interpreter interpreting the instructions to deaf juror

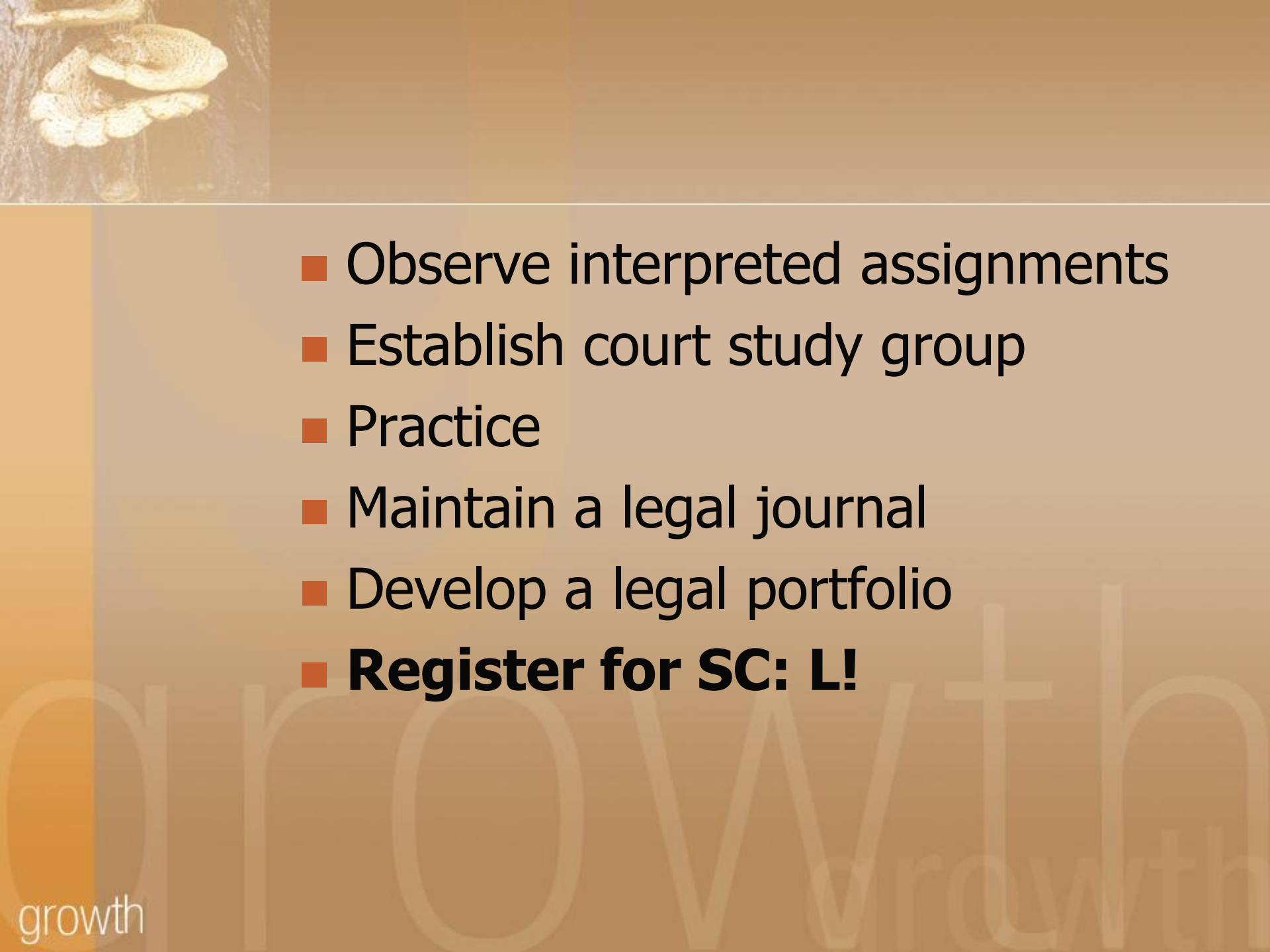
LeWana Clark, SC:L

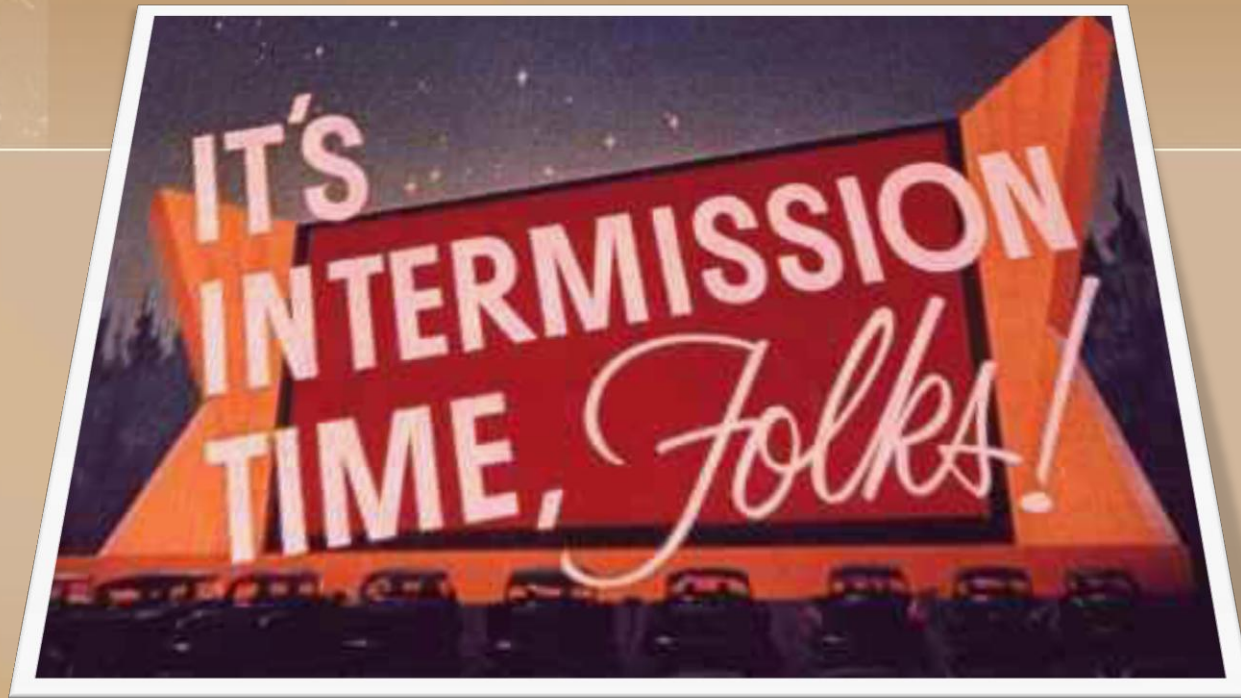
Denver, CO and Boston, MA




What is next?

- Take ASL courses
- Take English courses
- Work in Study Groups
- Video tape your interpreting work
- Review with Deaf/hearing mentors
- Observe court proceedings

- 
- Observe interpreted assignments
 - Establish court study group
 - Practice
 - Maintain a legal journal
 - Develop a legal portfolio
 - **Register for SC: L!**



**15 MINUTE BREAK—BE BACK
PROMPTLY**



PREPARATION

"By failing to prepare you are preparing to fail."
Benjamin Franklin

DIY.DESPAIR.COM

PREPARATION ACTIVITIES



Reminders about tomorrow

- Location—CJC Courtrooms 304 and 305
- Start promptly at 9:00 AM
- Lunch break from 12:30-1:30—meal cards will be distributed at that time
- 1:30-1:45 Judges will be available for a brief Q and A period open to all participants
- Mock trial resumes promptly at 1:45



Transition into Prep Activities

- Multiple activities happening simultaneously—15 minutes to transition
 - Deaf interpreters in the jury room
 - Hearing interpreters go to room CJ 1501
 - Audience members stay in this room

Reminder

At the conclusion of your preparation session, you will be given the CEU sign up sheets and we will conclude until tomorrow morning.



Prep Group Activity

- **Deaf Interpreters (Jury Room)**
 - Join Lisa & Stephanie
- **Hearing Interpreters (Room #CJ 1501)**
 - Join Carla & Pasch
- **Audience (Stay in this Room)**